

# Triple Disc Polymeric Insulator



This vandal resistant insulator is designed specifically to directly replace three ceramic cap and pin insulators to drawing 121/003/002 and 121/833/001 for use only in horizontal, in-line configurations. With the same 70kN minimum electro-mechanical failing load, the primary railway application for this insulator is for dead-end mast applications for use with counterweights. Other applications are for mid-point anchors and wire overlaps.

It has a very low profile and this feature is important when ensuring signals are kept free from sight encumbrance.

Moulded onto high strength GRP rods, these insulators utilise Henley's unique EPDM dielectric cladding. This highly successful cladding has been proven around the world from deserts to arctic

environments for more than 30 years. The material has outstanding pollution and weathering performance which, coupled with its non-flammability, also makes it ideal for tunnels and stations where natural rain-washing is not possible.

These insulators have 16mm spun galvanised (to BS EN ISO 1461), cast SG iron ball and socket end-fittings (to BS 3288 and IEC publication 120). They are supplied with phosphor bronze security clips to IEC publication 372.

This insulator is also available with tongue and clevis end fittings to IEC 471.

The weight of this unit, which is approx. 1.8 kgs contrasts with the porcelain equivalent at 13.5kgs, which, makes handling and installation much easier.

- **Network Rail Approval Number: PA05/656T**
- **Network Rail Standard RT/E/S/21082**
- **Direct replacement for 3 off cap and pin insulators.**
- **Unique Henley EPDM Cladding material.**
- **Vandal resistant and low profile.**
- **Very light weight (1.8kgs)**
- **Can be supplied with ball and socket or tongue and clevis end fittings.**

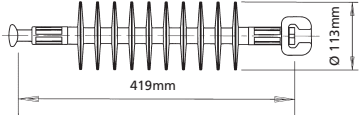
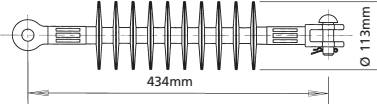


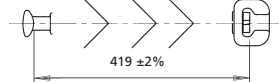
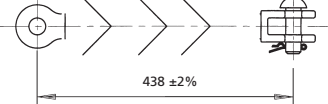
A subsidiary of TT electronics plc



**WT Henley Limited**

# 25kV AC Railway Insulators

Product Code	Type Of Insulator
56145-56	
56145-57	

Network Rail Ref No.	Type of Insulator
121/003/002 121/833/001 3 x Ø245mm CAP & PIN Insulators	
121/003/002 121/833/001 3 x Ø245mm Tongue / Clevis Insulators	

## 36kV Triple Disc Polymeric Insulator

Network Rail product approval: PA05/656T  
With Ball and Socket or Tongue and Clevis end fittings  
3 x 140mm Disc Centers equivalent  
Weight: approx.1.8kg

## Insulator Marking:

1. Product Code
2. Manufacture's identity
3. Year/Week number batch identity
4. Fitting designation
5. SML value

## Electrical Data

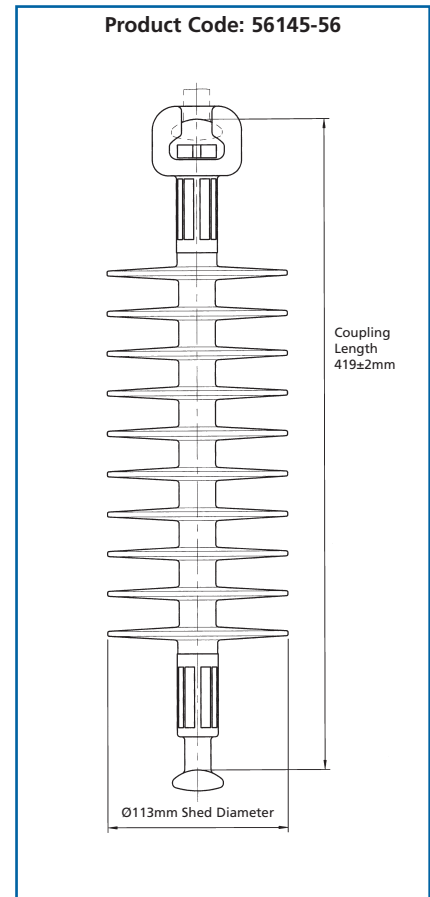
Test	Value	Specification
Creepage (mm)	1079	IEC 815
Taut String (mm)	323	
Impulse Flashover (DRY)(kVp)	211	IEC 383:1983 BS137: 1982
Impulse Withstand (DRY)(kVp)	200	
AC 1 min. Flashover (DRY)(kV)	140	
AC 1 min. Withstand (DRY)(kV)	132	
AC 1 min. Flashover (WET)(kV)	115	
AC 1 min. Withstand (WET)(kV)	104	

## Mechanical Data

Test	Value	Specification
Spec. Mech. Load (SML)(kN)	70	IEC 1109
Routine Test Load (RTL)(kN)	35	
Min. Failing Torque (NM)	40	WT Henley

## Routine Production Tests

Component	Test	Freq.	Specification
Moulded Substrate	Water Immersion/ Electrical	1%	BB.QA/P.1-A: 1988
Final Assembly	Mechanical	100%	50% SML for 1 min.
Final Assembly	Mechanical	1%	50% SML for 1 min. 120% SML for 1 min. Pull to Fail



## WT Henley Limited

Silver Key, Church Manorway  
Belvedere, Erith, Kent DA8 1EX, England

Telephone: +44 (0) 1322 444500  
Facsimile: +44 (0) 1322 444502  
Email: sales@wt-henley.com

Website: [www.wt-henley.com](http://www.wt-henley.com)



**General Note** The equipment detailed in this publication should be installed by a suitably qualified person. WT Henley Limited reserves the right to make changes in product specification without notice or liability. All information is subject to WT Henley's own data and is considered accurate at time of going to print.

A subsidiary of TT electronics plc

© 2002 WT Henley Limited. All rights reserved. No part of this document may be copied or reproduced in whole or in part without prior written approval of WT Henley Limited.

39328 - 06.07