

Twin Disc Polymeric Insulator



This vandal resistant insulator is designed specifically to directly replace two ceramic cap and pin insulators to drawing 121/003/002 and 121/833/001 for use only in horizontal, in-line configurations.

This insulator can also be used to replace one cap and pin insulator where coupling length can be exceeded

Moulded on to high strength GRP rods, these insulators utilise Henley's unique EPDM dielectric cladding. This highly successful cladding has been proven around the world from deserts to arctic environments for more than 30 years. The material has outstanding pollution and weathering performance which, coupled with its non-flammability, also


makes it ideal for tunnels and stations where natural rain-washing is not possible.

These insulators have 16mm spun galvanised (to BS EN ISO 1461), cast SG iron ball and socket end-fittings (to BS 3288 and IEC publication 120). They are supplied with phosphor bronze security clips to IEC publication 372.

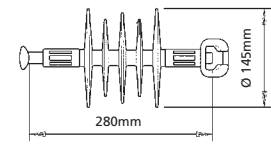
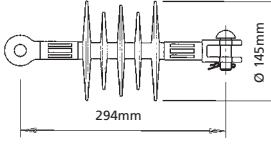
This insulator is also available with tongue and clevis end fittings to IEC 471.

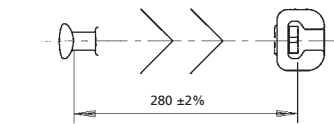
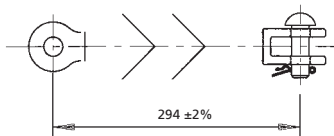
The weight of this unit, which is approx. 1.6kgs contrasts with the porcelain equivalent at 11kgs, (for two porcelain discs) which makes handling and installation much easier.

- **Network Rail Approval Number PA05/656T**
- **Network Rail Standard RT/E/S/21082**
- **Direct replacement for 2 off cap and pin insulators**
- **Unique Henley EPDM Cladding**
- **Vandal resistant and low profile.**
- **Very light weight (approx. 1.6kgs)**
- **Can be supplied with ball - socket or clevis - tongue end fittings.**



25kV AC Polymeric Railway Insulators

Product Code	Type Of Insulator
56145-16	
56145-14	

Network Rail Ref No.	Type of Insulator
121/003/002 121/833/001 2 x Ø140mm CAP & PIN Insulators	
121/003/002 121/833/001 2 x Ø140mm Tongue / Clevis Insulators	

24kV Twin Disc Polymeric Insulator

Network Rail product approval: PA05/656T
With Ball and Socket or Tongue and Clevis end fittings
2 x 140mm Disc Centers equivalent
Weight: approx. 1.6kg

Insulator Marking:

1. Product Code
2. Manufacture's identity
3. Year/Week number batch identity
4. Fitting designation
5. SML value

Electrical Data

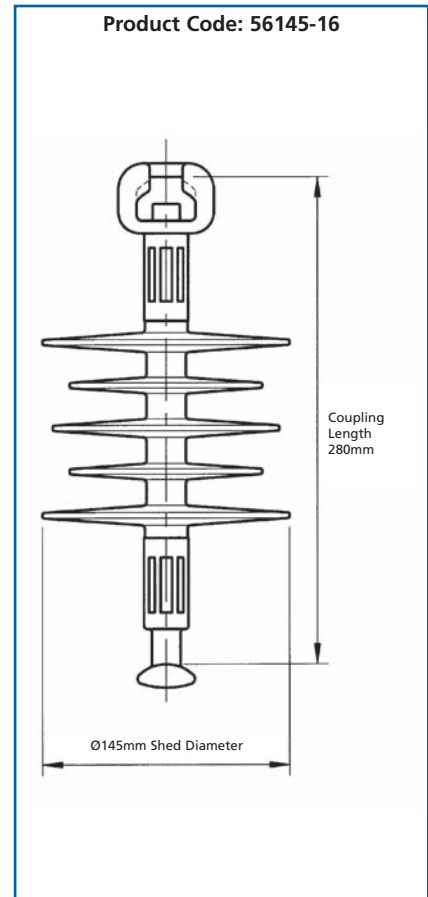
Test	Value	Specification
Creepage (mm)	609	IEC 815
Taut String (mm)	224	
Impulse Flashover (DRY)(kVp)	175	IEC 383:1983 BS137: 1982
Impulse Withstand (DRY)(kVp)	165	
AC 1 min. Flashover (DRY)(kV)	114	
AC 1 min. Withstand (DRY)(kV)	105	
AC 1 min. Flashover (WET)(kV)	82	
AC 1 min. Withstand (WET)(kV)	70	

Mechanical Data

Test	Value	Specification
Spec. Mech. Load (SML)(kN)	70	IEC 1109
Routine Test Load (RTL)(kN)	35	
Min. Failing Torque (NM)	40	WT Henley

Routine Production Tests

Component	Test	Freq.	Specification
Moulded Substrate	Water Immersion/ Electrical	1%	BB.QA/P.1-A: 1988
Final Assembly	Mechanical	100%	50% SML for 1 min.
Final Assembly	Mechanical	1%	50% SML for 1 min. 120% SML for 1 min. Pull to Fail



WT Henley Limited

Silver Key, Church Manorway
Belvedere, Erith, Kent DA8 1EX, England

Telephone: +44 (0) 1322 444500

Facsimile: +44 (0) 1322 444502

Email: sales@wt-henley.com

Website: www.wt-henley.com



General Note The equipment detailed in this publication should be installed by a suitably qualified person. WT Henley Limited reserves the right to make changes in product specification without notice or liability. All information is subject to WT Henley's own data and is considered accurate at time of going to print.

© 2002 WT Henley Limited. All rights reserved. No part of this document may be copied or reproduced in whole or in part without prior written approval of WT Henley Limited.